

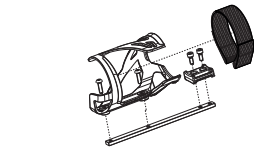
# 250 Wh EVO BOTTLE BATTERY + POWER BANK USB

Cod. 955.830.035



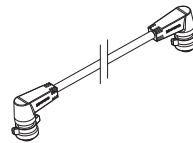
**Bottle battery to be installed with 500Wh EVO battery ONLY**  
*Bottle battery si installa solo con batteria 500Wh EVO*

## REQUIRED FOR ASSEMBLY - INDISPENSABILI PER IL MONTAGGIO



Cod. 955.520.024

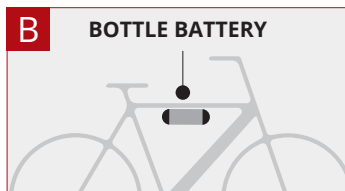
+



Cod. 955.830.038 L=200 mm

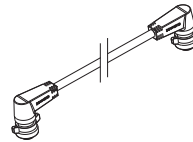
Only compatible with Polini original full integrated downtube.

*Compatibile solo con trafilati totalmente integrati originali Polini.*

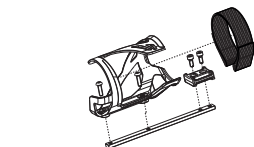


Cod. 955.520.023

+



Cod. 955.830.039 L=700 mm



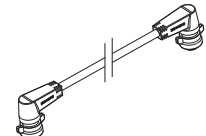
Cod. 955.520.024

+



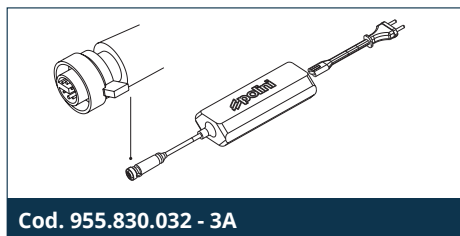
Cod. 955.520.023

+

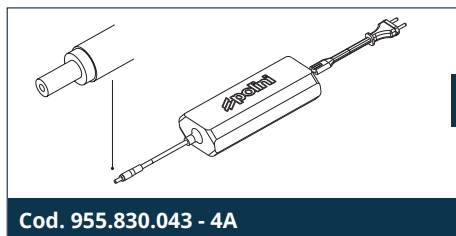


Cod. 955.830.038 L=200 mm

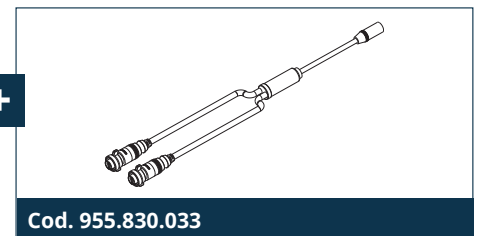
## OPTIONALS - ACCESSORI



Charger 3A EVO - Caricabatterie 3A EVO



Charger 4A - Caricabatterie 4A



Double connection charging cable  
Cavo ricarica doppia connessione